

07/21/99

Added mov's to burner switches

MUST INSULATE LEADS

ELC-24553, CAPACITOR FILTER
3300UF 25V

WHITE 12 GA R TO BURNER
WHITE 12 GA L HEATERS
MUST ADD FOR NEW IGNITOR (COIL) ELC-81181

12 GA GREEN WIRE BURNER SOLENOIDS

5-AMP FUSES
TO BRAKE SAFETY SWITCH

RED 12 GA

RED BROWN STRIPE
RED GREEN STRIPE
WHITE BLACK PURPLE
GREEN YELLOW STRIPE

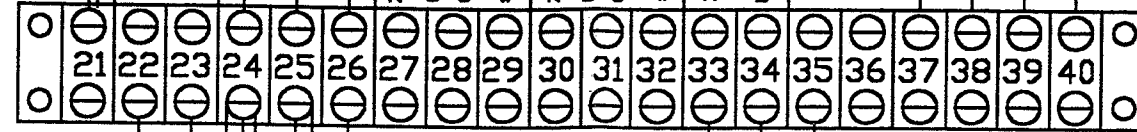
30 AMP BREAKER
6 GA RED TO BATT +12 V (NEG. GROUND)

50 AMP BREAKER

RED 12 GA

RED 16 GA

F P M G P M TB EDC
R B-S W R B-S W R B



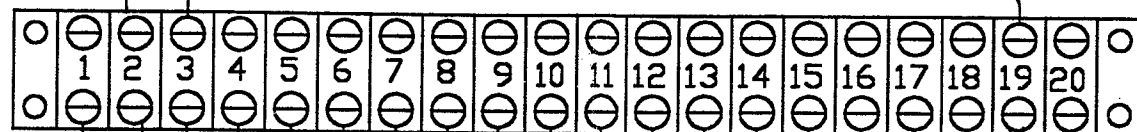
BLACK RED

GREEN BLACK

RED 12 GA

YELLOW

#5 SLAVE AIR VLV COIL

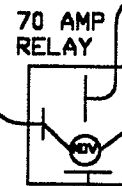


RED 12 GA

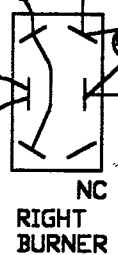
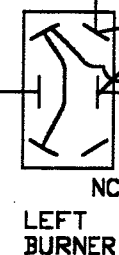
RED BLUE STRIPE

TO LEFT BURNER
RED 12 GA

TO RIGHT BURNER
RED 12 GA



70 AMP RELAY



BURNERS WIRED WITH 4-COND. CORD ASSY

TO LEFT BURNER
BLACK 12 GA
TO RIGHT BURNER
BLACK 12 GA

SWING

LIFT

LW #1

RW #1

TANK CIRC

REAR TANK

LW #2

RW #2

FLUSH

LW #3

RW #3

ALL SWITCH GROUNDS ARE JUMPED TOGETHER AND GROUNDED TO BOX GROUNDING SCREW.

PUMP SPEED

200Ω 10 TURN

REV.

MANUAL

FWD

RED

BLK

150Ω 2V.

WHT-YEL STRIPE
WHT-BLK STRIPE

REAR CONTROL BOX WIRING SERIAL SYSTEM