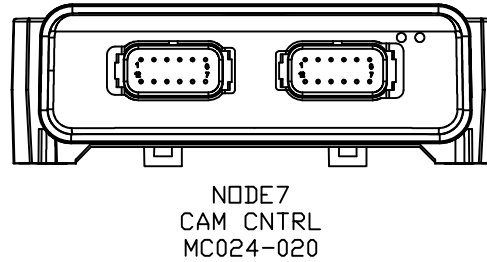
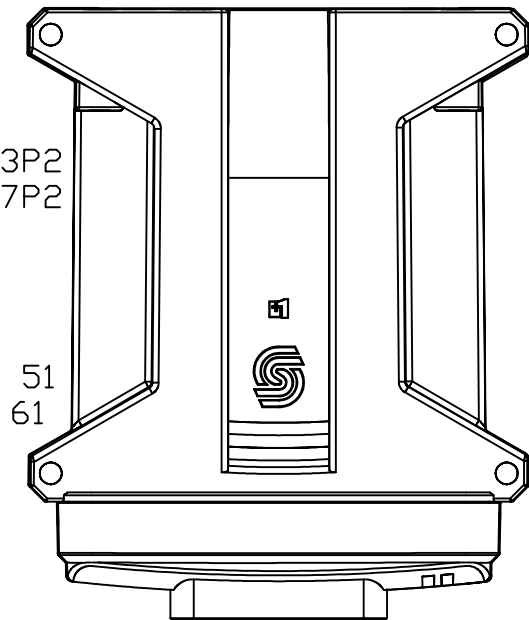


- PIN KEY NC-72 CONNECTOR 2**
- 1-NC
  - 2-NC
  - 3-LH VLV BX NDR PWR 12V (RED-BLU) C13P2
  - 4-RH VLV BX NDR PWR 12V (RED BRN) C17P2
  - 5-NC
  - 6-NC
  - 7-NC
  - 8-NC
  - 9-LH VIBRATOR PWR (WHT-RED-BLU) TERM 51
  - 10-RH VIBRATOR PWR (WHT-RED-GRN) TERM 61
  - 11-12VDC (RED-YEL) TERM 1
  - 12-12VDC (RED-YEL) TERM 1



- PIN KEY NC-71 CONNECTOR 1**
- 1-GROUND (BLK) TERM 2
  - 2-12VDC (RED-YEL) TERM 1
  - 3-CAN + (BLU-RED) TERM 6
  - 4-CAN - (BLU-WHT) TERM 7
  - 5-NC
  - 6-NC
  - 7-NC
  - 8-NC
  - 9-NC
  - 10-NC
  - 11-LH PADDLE SW (WHT-BLU) C13 P6
  - 12-RH PADDLE SW (WHT-RED) C17 P6



- PIN KEY NC-41**
- 1-GRND (BLK)
  - 2-RED/WHT (TERM 3)
  - 3-BLU/RED (CAN+ TERM 6)
  - 4-BLU/WHT (CAN- TERM 7)
  - 5-N/C
  - 6-N/C
  - 7-RED/WHT (TERM 3) BELT ULTRASOUND
  - 8-YEL (TERM 4)
  - 9-BLU (TERM 5)
  - 10-WHT/DRG (C15-P2) LH BX EXT SW
  - 11-WHT/BLK (C15-P3) LH BX RETR SW
  - 12-WHT/SIL (C15-P4) RH BX EXT SW
  - 13-WHT/RED (C15-P5) RH BX RETR SW
  - 14-WHT/BRN (C15-P6) BOTH BX EXT SW
  - 15-WHT/GRN (C15-P7) BOTH BX RETR SW
  - 16-WHT/GRN (C23-P4) HYD OIL LOW SW
  - 17-N/C
  - 18-N/C
  - 19-N/C
  - 20-N/C
  - 21-N/C
  - 22-N/C
  - 23-N/C
  - 24-N/C
  - 25-N/C

- PIN KEY NC-41**
- 26-BLK/RED (C21-PB) LH BX POS
  - 27-WHT/BRN (C22-PB) RH BX POS
  - 28-WHT (C18-PB) LH BELT SW
  - 29-WHT (C19-PB) RH BELT SW
  - 30-N/C
  - 31-N/C
  - 32-N/C
  - 33-WHT/RED/BLU (C14-P1) HITCH UP
  - 34-WHT/RED/BRN (C14-P3) HITCH DWN
  - 35-WHT/RED/GRN (C14-P7) HITCH CLOSE
  - 36-WHT/RED/DRG (C14-P7) HITCH OPEN
  - 37-RED (C16-P1) LH BX EXT
  - 38-BRN (C16-P3) LH BX RETR
  - 39-BLK/RED (C16-P5) RH BX EXT
  - 40-WHT/RED (C16-P7) RH BX RETR
  - 41-WHT/PUR (C23-P1) DUMP VLV
  - 42-N/C
  - 43-WHT (C16-P9) LH BELT VLV
  - 44-BLK/WHT (C16-P11) RH BELT VLV
  - 45-YEL-RED (C16-P13) LH AUGER VLV
  - 46-RED/GRN (C16-P15) RH AUGER VLV
  - 47-RED-WHT (TERM 3)
  - 48-RED/WHT (TERM 3)
  - 49-RED-WHT (TERM 3)
  - 50-RED-WHT (TERM 3)

**CONNECTORS OUT THE SIDE OF THE BOX**

- C20-3PIN**
- C20-PC — CAN (-) (BLU/WHT) (TERM-7)
  - C20-PB — CAN (+) (BLU/RED) (TERM-6)
  - C20-PA — 12VDC IGN ACC TO RELAY (RED-WHT) TERM 31 & 41
- C22-3PIN**
- C22-PC — GROUND (BLU) (TERM-5)
  - C22-PB — RH BOX STRING POT (WHT-BRN) (C41-P27)
  - C22-PA — SNSR 5VDC (YELW) (TERM-4)
- C21-3PIN**
- C21-PC — GROUND (BLU) (TERM-5)
  - C21-PB — LH BOX STRING POT (BLK-RED) C41-26
  - C21-PA — SNSR 5VDC (YELW) (TERM-4)
- C17-12 PIN SOCKET**
- C17-P12-N/C
  - C17-P11-N/C
  - C17-P10-12VDC NODE 6 PWR (RED-YEL) (TERM 1)
  - C17-P9 — RH CAM CLOSE (WHT-BRN) (C16-P23)
  - C17-P8 — RH CAM OPEN (WHT-GRN) (C16-P21)
  - C17-P7 — NODE 6 GROUND (BLK) (TERM 2)
  - C17-P6 — RH PADDLE SW (WHT-RED) (C71-P12)
  - C17-P5 — PADDLE SW 12VDC (RED-YEL) TERM 1
  - C17-P4 — CAN (-) (BLU/WHT) (TERM 7)
  - C17-P3 — CAN (+) (BLU/RED) (TERM 6)
  - C17-P2 — 12VDC NDRGRN PWR (RED-BRN) (C72-P4)
  - C17-P1 — GROUND (BLK) (TERM-2)

- C16-24PIN SOCKET KEYS A**
- C16-P24 — RH CAM VLV CLOSE GRND
  - C16-P23 — RH CAM VLV CLOSE (WHT-BRN) (C17-P9)
  - C16-P22 — RH CAM VLV OPEN GRND
  - C16-P21 — RH CAM VLV OPEN (WHT-GRN) (C17-P8)
  - C16-P20 — LH CAM VLV CLOSE GRND
  - C16-P19 — LH CAM VLV CLOSE (WHT-DRG) (C13-P9)
  - C16-P18 — LH CAM VLV OPEN GRND
  - C16-P17 — LH CAM VLV OPEN (WHT-BLU) (C13-P8)
  - C16-P16 — RH AUGER VLV GND (BLK) (TERM-2)
  - C16-P15 — RH AUGER VLV (RED-GRN) (C41-P46)
  - C16-P14 — LH AUGER VLV GND (BLK) (TERM-2)
  - C16-P13 — LH AUGER VLV (YEL-RED) (C41-P45)
  - C16-P12 — RH BELT VLV GND (BLK) (TERM-2)
  - C16-P11 — RH BELT VLV (BLK/WHT) (C41-P44)
  - C16-P10 — LH BELT VLV GND (BLK) (TERM-2)
  - C16-P9 — LH BELT VLV (WHT) (C41-P43)
  - C16-P8 — RH BOX RET VLV GND (BLK) (TERM-2)
  - C16-P7 — RH BOX RET VLV (WHT/RED) (C41-P40)
  - C16-P6 — RH BOX EXT VLV GND (BLK) (TERM-2)
  - C16-P5 — RH BOX EXT VLV (BLK/RED) (C41-P39)
  - C16-P4 — LH BOX RET VLV GND (BLK) (TERM-2)
  - C16-P3 — LH BOX RET VLV (BRN) (C41-P38)
  - C16-P2 — LH BOX EXT VLV GND (BLK) (TERM-2)
  - C16-P1 — LH BOX EXT VLV (RED) (C41-P37)

- 205738 SOCKET KEYS "A" GRAY**
- C15-P8 —
  - C15-P7 — BOTH BOX RET SW (WHT-GRN) (C41-P15)
  - C15-P6 — BOTH BOX EXT SW (WHT-BRN) (C41-P14)
  - C15-P5 — RH BOX RET SW (WHT-RED) (C41-P13)
  - C15-P4 — RH BOX EXT SW (WHT-SIL) (C41-P12)
  - C15-P3 — LH BOX RET SW (WHT-BLK) (C41-P11)
  - C15-P2 — LH BOX EXT SW (WHT-DRG) (C41-P10)
  - C15-P1 — SNSR 5VDC (YEL) (TERM-4)
- STANDARD REMOTE BOX: PART# 200975

- TO HITCH VALVE MANIFOLD**
- C14-8PIN SOCKET**
- C14-P8 — HITCH OPEN GND (BLK) (TERM-2)
  - C14-P7 — HITCH OPEN (WHT-RED-DRG) (C41-P36)
  - C14-P6 — HITCH CLOSE GND (BLK) (TERM-2)
  - C14-P5 — HITCH CLOSE (WHT-RED-GRN) (C41-P35)
  - C14-P4 — HITCH DN GND (BLK) (TERM-2)
  - C14-P3 — HITCH DN (WHT-RED-BRN) (C41-P34)
  - C14-P2 — HITCH UP GND (BLK) (TERM-2)
  - C14-P1 — HITCH UP (WHT-RED-BLU) (C41-P33)

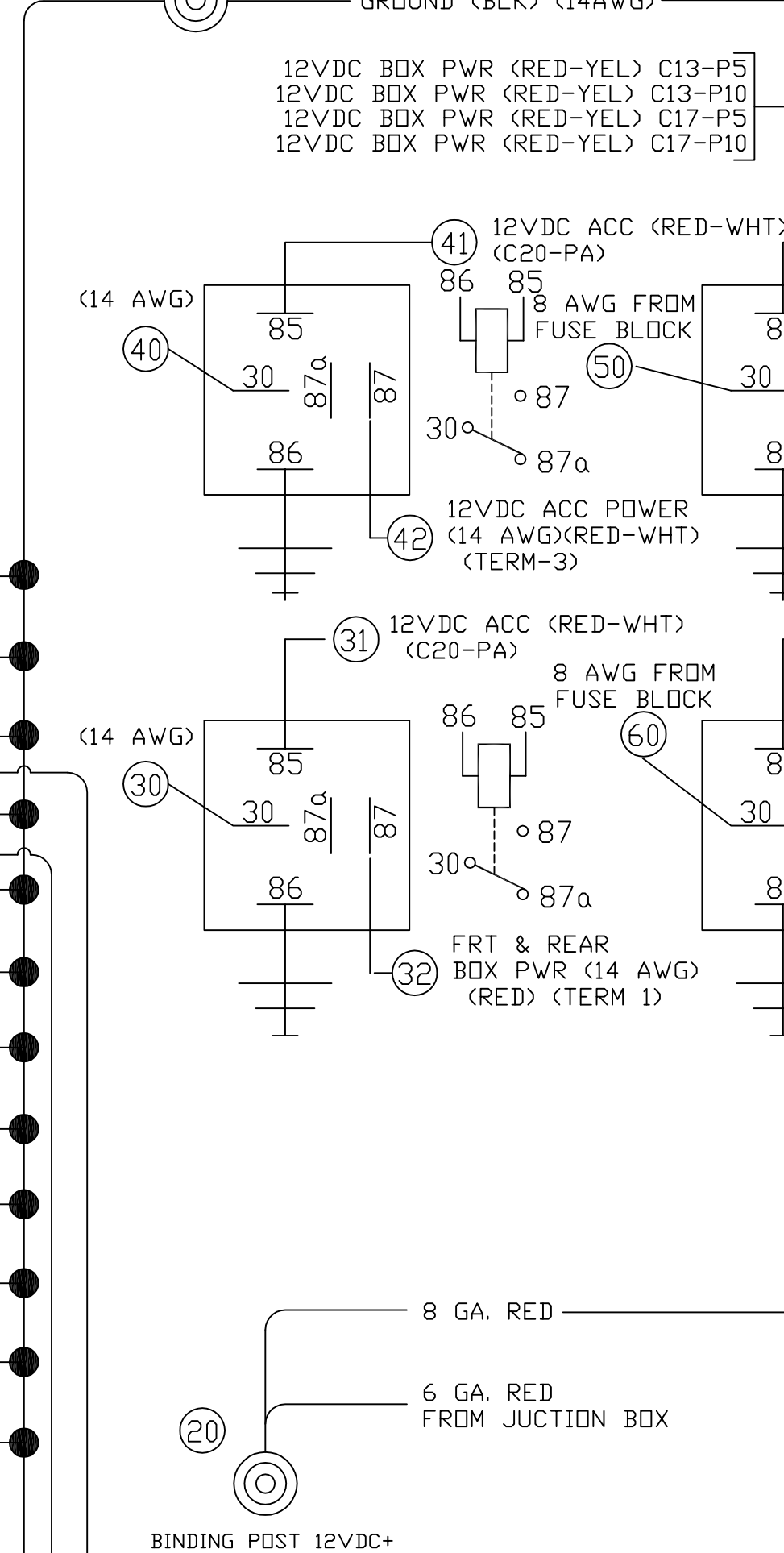
- TO LH VLV BOX**
- C13-12 PIN SOCKET**
- C13-P12-N/C
  - C13-P11-N/C
  - C13-P10-12VDC NODE 5 PWR (RED-YEL) (TERM 1)
  - C13-P9 — LH CAM CLOSE (WHT-DRG) (C16-P19)
  - C13-P8 — LH CAM OPEN (WHT-BLU) (C16-P17)
  - C13-P7 — NODE 5 GROUND (BLK) (TERM 2)
  - C13-P6 — LH PADDLE SW (WHT-BLU) (C71-P11)
  - C13-P5 — PADDLE SW 12VDC (RED-YEL) (TERM-1)
  - C13-P4 — CAN (-) (BLU/WHT) (TERM-7)
  - C13-P3 — CAN (+) (BLU/RED) (TERM-6)
  - C13-P2 — 12VDC NDRGRN PWR(RED-BLU) (C72-P3)
  - C13-P1 — GROUND (BLK) (TERM 2)

- C18-3PIN**
- C18-PC — GROUND (BLK) TERM-2
  - C18-PB — LH BELT SW (WHT) (C41-P28)
  - C18-PA — 24VDC POWER (RED-DRG) (T91)
- LH BELT SW**

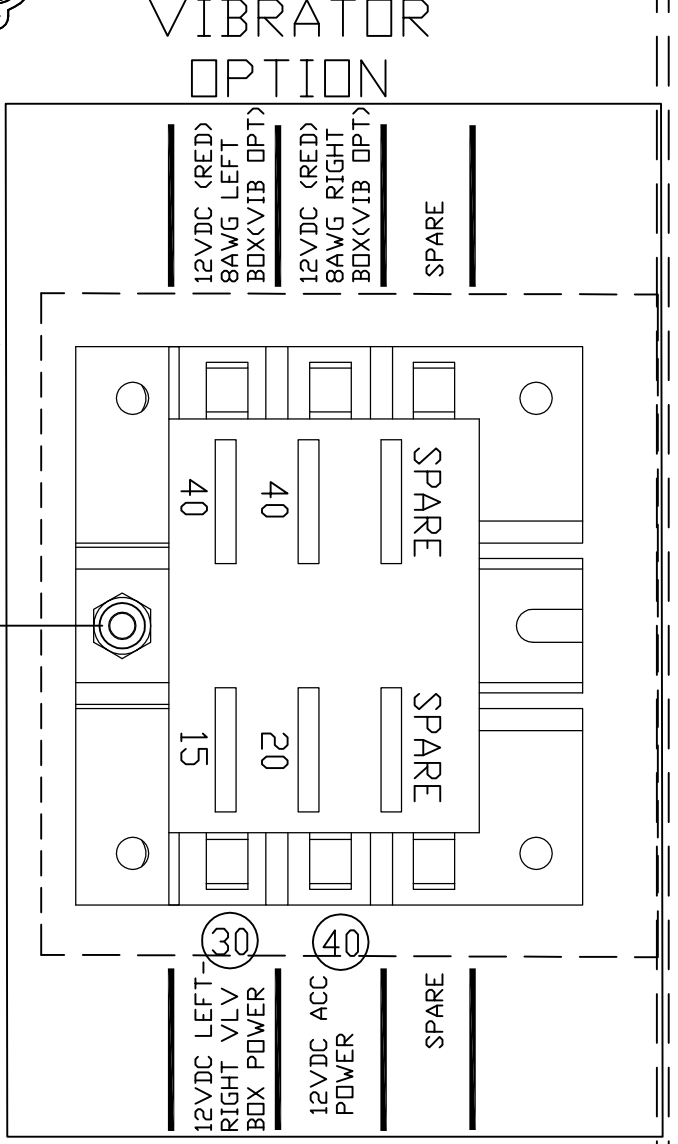
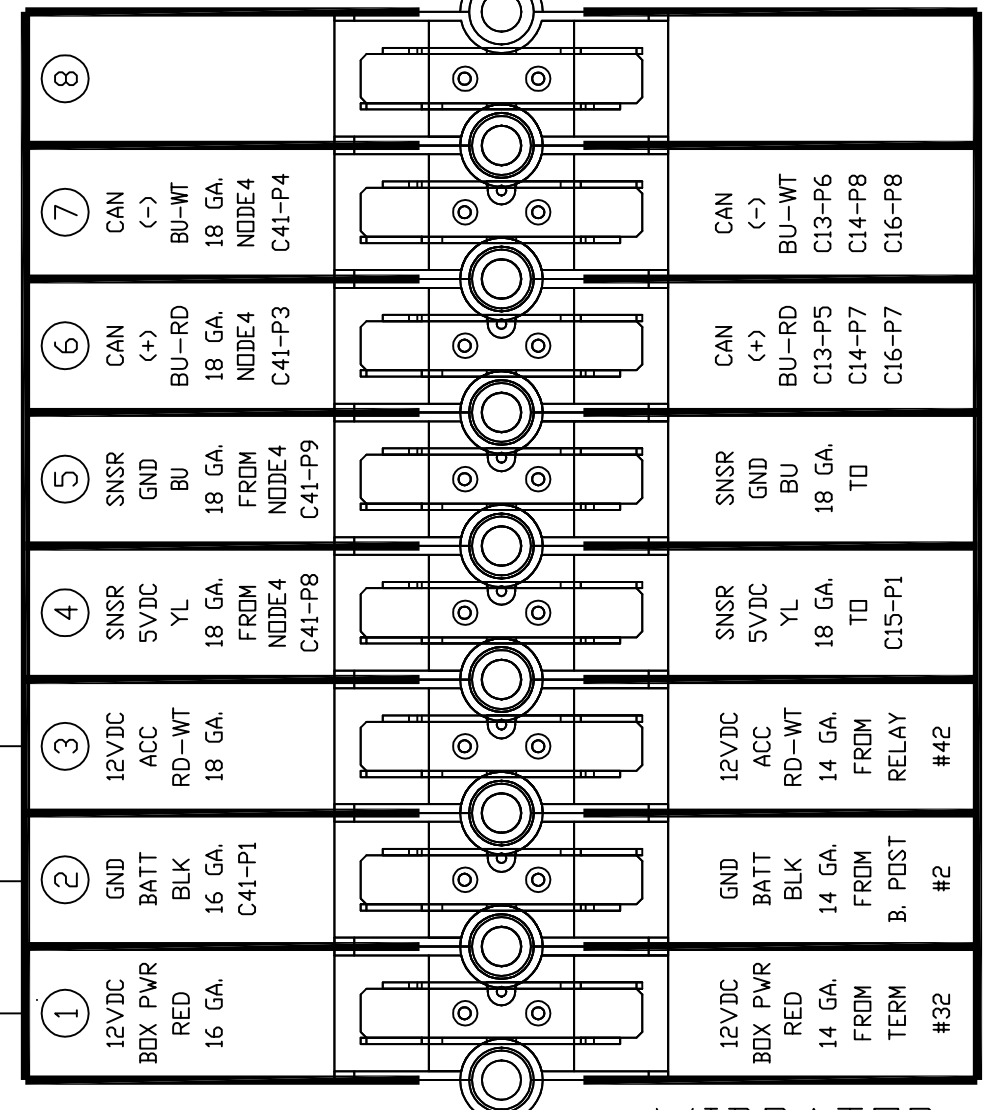
**OPTIONAL SENSORS LOGIC COMMAND FOR CONTROLLER**

AUGER ULTRASOUND (RED-WHT TERM-3) TO C41-P6

- BELT ULTRASOUND (RED-WHT TERM-3) TO C41-P7
- 12VDC ACC (RED-WHT) C41-P50
  - 12VDC ACC (RED-WHT) C41-P49
  - 12VDC ACC (RED-WHT) C41-P48
  - 12VDC ACC (RED-WHT) C41-P47
  - 12VDC ACC (RED-WHT) C41-P2



- 24VDC SNSR PWR (RED-DRG) (T91)
- GROUND (BLK) (SNSR GND)
- 24Vdc POWER SUPPLY FOR ULTRASONIC SENSORS
- 12VDC ACC (RED-WHT) (TERM-3)
- GROUND (BLK) (TERM-2)



- 205739 SOCKET KEYS "B" BLACK**
- REMOTE BOX OPTION 205741 MULTI FUNCTION WITH GATE SWITCHES**
- C15-P8 — N/C
  - C15-P7 — N/C
  - C15-P6 — N/C
  - C15-P5 — N/C
  - C15-P4 — CAN (-) (BLU-WHT) (TERM-7)
  - C15-P3 — CAN (+) (BLU-RED) (TERM-6)
  - C15-P2 — 12VDC ACC (RED-WHT) (TERM-3)
  - C15-P1 — GROUND (BLK) (BINDING POST-21)
- 205739 SOCKET KEYS "B" BLACK**
- REMOTE BOX OPTION 205742 MULTI FUNCTION WITHOUT GATE SWITCHES**
- C15-P8 — N/C
  - C15-P7 — N/C
  - C15-P6 — N/C
  - C15-P5 — N/C
  - C15-P4 — CAN (-) (BLU-WHT) (TERM-7)
  - C15-P3 — CAN (+) (BLU-RED) (TERM-6)
  - C15-P2 — 12VDC ACC (RED-WHT) (TERM-3)
  - C15-P1 — GROUND (BLK) (BINDING POST-21)

**CONNECTORS OUT THE BOTTOM OF THE BOX**

- C19-3PIN**
- C19-PC — GROUND (BLK) TERM-2
  - C19-PB — RH BELT SW (WHT) (C41-P29)
  - C19-PA — 24VDC POWER (RED-DRG) (T91)
- RH BELT SW**
- C23-8PIN SOCKET**
- C23-P8-N/C
  - C23-P7-N/C
  - C23-P6-N/C
  - C23-P5-N/C
  - C23-P4-HYD OIL SW (WHT-GRN) (C41-P16)
  - C23-P3-SNSR 5VDC HYD LOW SW(YEL)(TERM-4)
  - C23-P2-DUMP VLV GND (BLK) (TERM 2A)
  - C23-P1-DUMP VLV (WHT-PUR) (C41-P41)
- DMP VLV HYD OIL SW**

REV: 1-10-2012 UPDATED FOR NDRGRN AIR VLVS  
 ADDED (2) 12 PIN RECP & WIRING CHANGE  
 ADDED (1) 8-PIN RECP BOTTOM FOR DMP VLV & HYD SNSR  
 ADDED (2) 70 AMP RELAYS FOR VIBRATOR OPTION  
 RTC-RMH

QTY	NEXT ASS'Y	MADE BY	BEARCAT
		APPROVED	
		MATERIAL	
		SEE PRINTED B.O.M.	
		FINISH	
STANDARD	.X .XX .XXX .XXXX	ANG.	X/X
TOLERANCE	±.03 ±.015 ±005 ±0005	1.0'	±1/32
		AUTHOR	FHK
		SCALE	NONE
		DATE	9-1-2010
		SHEET	OF



TITLE: SCHE ELC WIRE PLUS1  
 TDM SLAVE BX 2012  
 PART NO. 207292