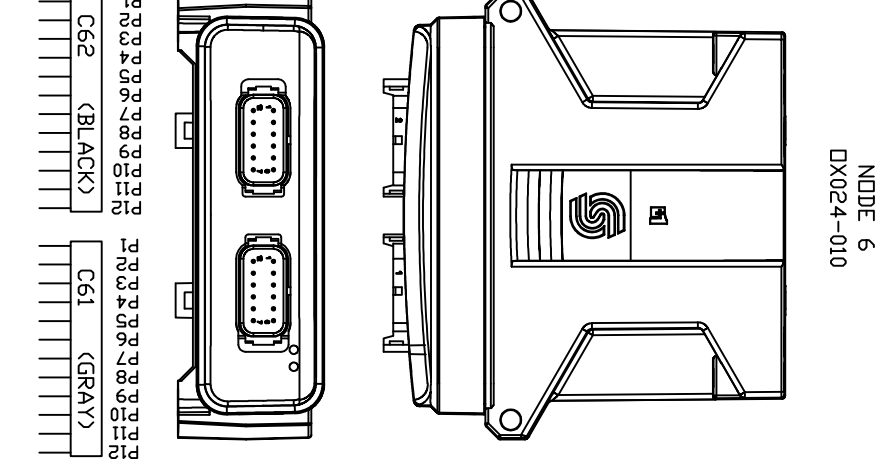
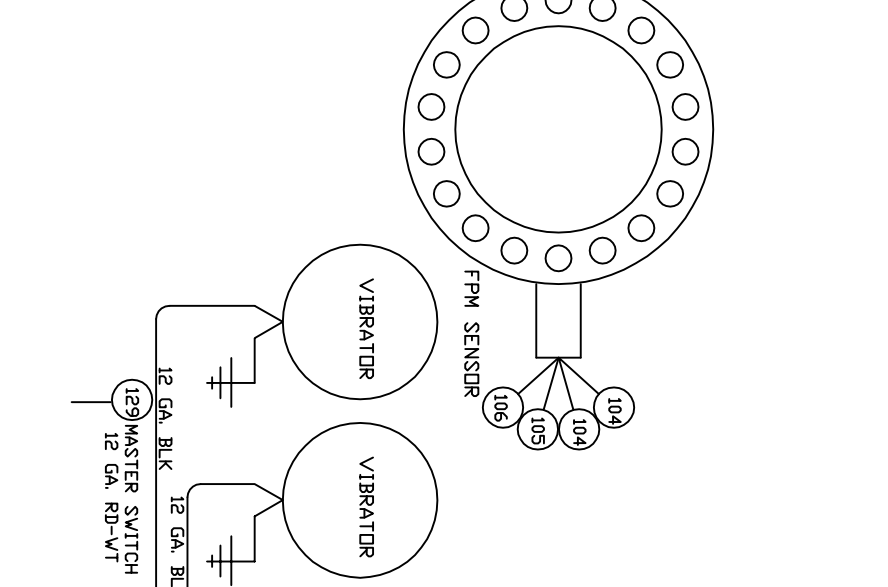


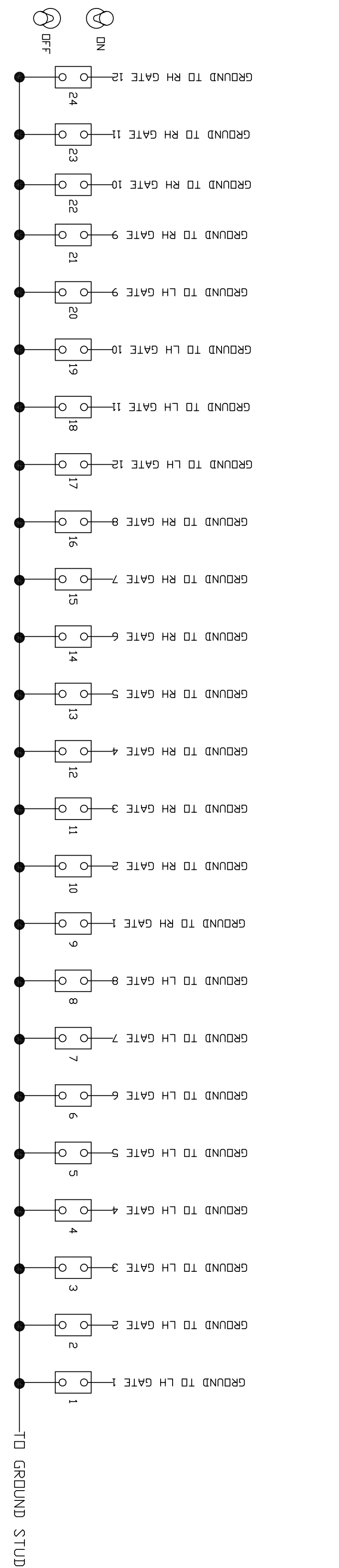
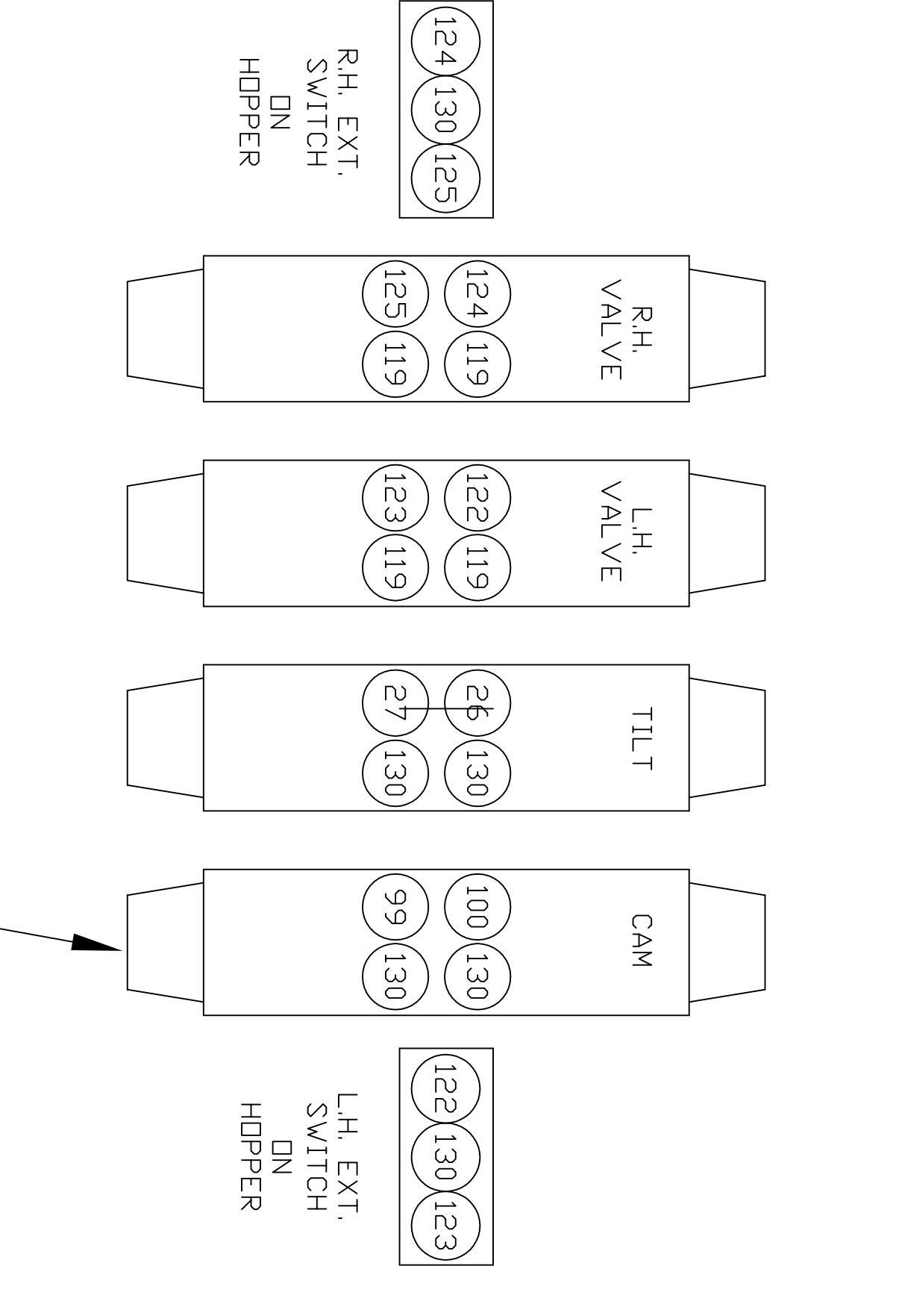
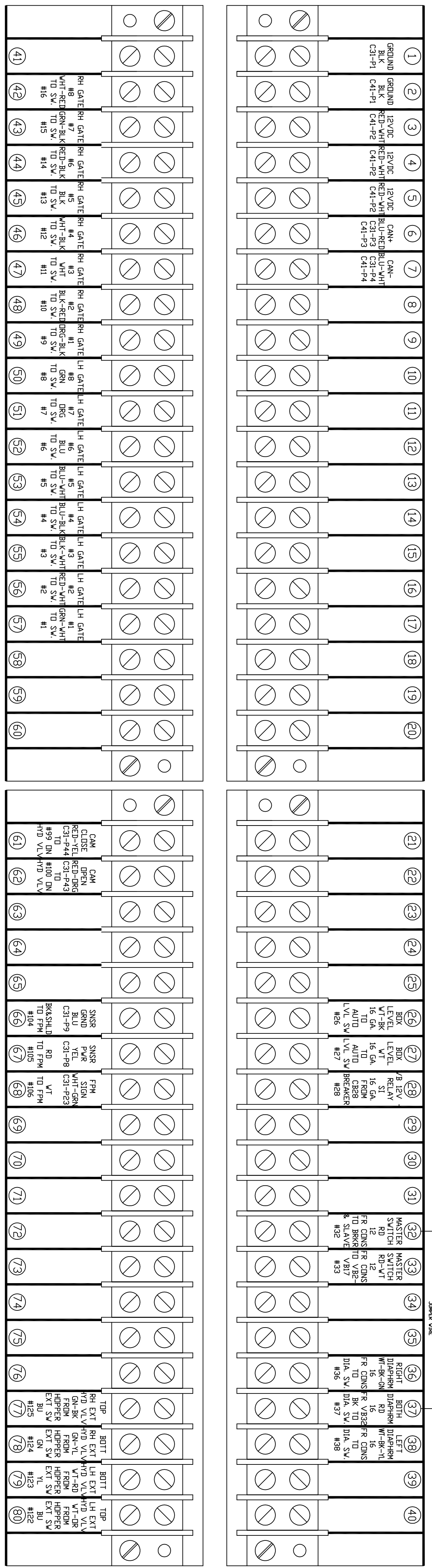
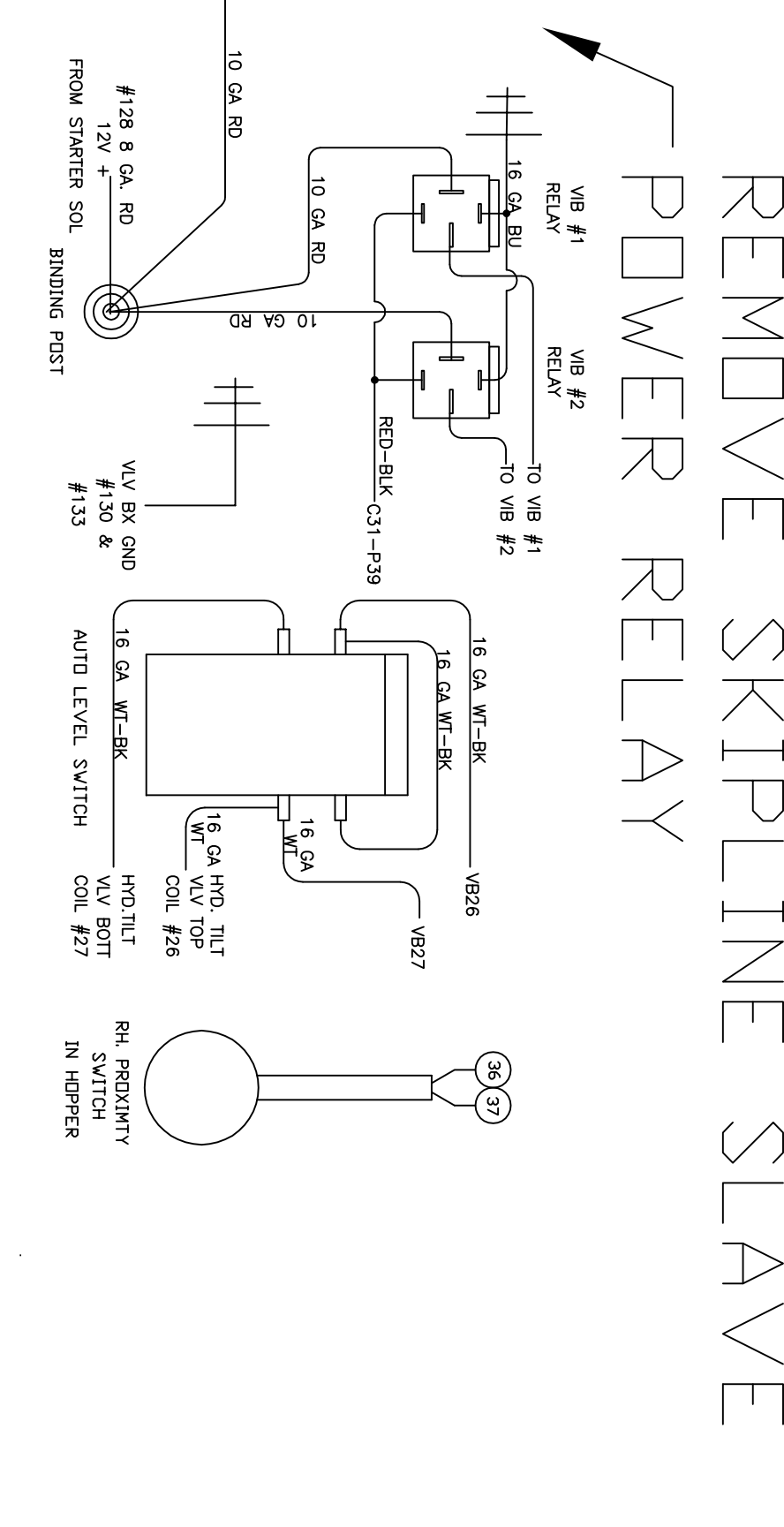
- NOTE 3
MC050-010
- 1-GROUND 12VDC (BLK) TO GROUND STUD
 - 2-ACC PWR 12VDC (RED-WHT) (TERM 32)
 - 3-CAN + (BLU-RED) (TERM 21)
 - 4-CAN - (BLU-WHT) (TERM 22)
 - 5-NC
 - 6-NC
 - 7-NC
 - 8-SNSR PWR 5VDC (YEL) (TERM 67)
 - 9-SNSR GRND 5VDC (BLU) (TERM 66)
 - 11-NC
 - 12-NC
 - 13-NC
 - 14-NC
 - 15-NC
 - 16-NC
 - 17-CAM CLOSE SIG (GRN-BLK)
 - 18-INC INDIATOR SIG (WHT-BLK) OPT10N
 - 19-CAM PPU SIG (GRN-YEL)
 - 20-NC
 - 21-NC
 - 22-TPM/CAMAL SNSR (WHT-GRN) (TERM 68)
 - 23-TPM/CAMAL SNSR (WHT-RED) (TERM 69)
 - 24-TPM/CAMAL SNSR (WHT-RED) (TERM 69)
 - 25-NC



- NOTE 6
DX024-010
- 1-LH GATE 12 DIN CONN TO VALV
 - 2-GROUND 12VDC (BLK) TO GROUND STUD
 - 3-CAN + (BLU-RED) (TERM 21)
 - 4-CAN - (BLU-WHT) (TERM 22)
 - 5-NC
 - 6-LH GATE 8 DIN CONN TO VALV
 - 7-LH GATE 7 DIN CONN TO VALV
 - 8-LH GATE 9 DIN CONN TO VALV
 - 9-LH GATE 5 DIN CONN TO VALV
 - 10-LH GATE 4 DIN CONN TO VALV
 - 11-LH GATE 3 DIN CONN TO VALV
 - 12-LH GATE 2 DIN CONN TO VALV



- NOTE 6 (C6)
- 1-LH GATE 12 DIN CONN TO VALV
 - 2-RH GATE 1 DIN CONN TO VALV
 - 3-RH GATE 2 DIN CONN TO VALV
 - 4-RH GATE 3 DIN CONN TO VALV
 - 5-RH GATE 4 DIN CONN TO VALV
 - 6-RH GATE 5 DIN CONN TO VALV
 - 7-RH GATE 6 DIN CONN TO VALV
 - 8-RH GATE 7 DIN CONN TO VALV
 - 9-ACC PWR 12 VDC (RED-WHT)
 - 10-ACC PWR 12 VDC (RED-WHT)
 - 11-ACC PWR 12 VDC (RED-WHT)
 - 12-ACC PWR 12 VDC (RED-WHT)



- RH GATE 12 RED (C31-P38) BLK (TO SW #24)
- RH GATE 11 RED (C31-P37) BLK (TO SW #23)
- RH GATE 10 RED (C31-P36) BLK (TO SW #22)
- RH GATE 9 RED (C31-P35) BLK (TO SW #21)
- LH GATE 9 RED (C31-P34) BLK (TO SW #20)
- LH GATE 10 RED (C31-P33) BLK (TO SW #19)
- LH GATE 11 RED (C31-P32) BLK (TO SW #18)
- LH GATE 12 RED (C31-P31) BLK (TO SW #17)
- RH GATE 8 RED (C42-P9) BLK (TO SW #16)
- RH GATE 7 RED (C42-P8) BLK (TO SW #15)
- RH GATE 6 RED (C42-P7) BLK (TO SW #14)
- RH GATE 5 RED (C42-P6) BLK (TO SW #13)
- RH GATE 4 RED (C42-P5) BLK (TO SW #12)
- RH GATE 3 RED (C42-P4) BLK (TO SW #11)
- RH GATE 2 RED (C42-P3) BLK (TO SW #10)
- RH GATE 1 RED (C42-P2) BLK (TO SW #9)
- LH GATE 1 RED (C42-P1) BLK (TO SW #8)
- LH GATE 2 RED (C41-P12) BLK (TO SW #7)
- LH GATE 3 RED (C41-P11) BLK (TO SW #6)
- LH GATE 4 RED (C41-P10) BLK (TO SW #5)
- LH GATE 5 RED (C41-P9) BLK (TO SW #4)
- LH GATE 6 RED (C41-P8) BLK (TO SW #3)
- LH GATE 7 RED (C41-P7) BLK (TO SW #2)
- LH GATE 8 RED (C41-P6) BLK (TO SW #1)

QTY		NEXT ASS'Y		MADE BY		BEARCAT	
?		??????????		APPROVED			
		MATERIAL		SEE PRINTED B.O.M.			
		DRAWING NO.					
		FINISH					
TITLE		STANDARD CHIP VALVE BOX		PART NO.		208617	
		PLUS 1 UPGRADE					
STANDARD TOLERANCE		.X	.XX	XXX	XXXX	ANG.	X/X
		+0.2	+0.10	+0.03	+0.005	+1.0°	+1/32
AUTHOR		RH		DATE		S-1-12	
SCALE		NONE		SHEET		1 OF 1	

REPLACE CAM VALVE WITH
PROPORTIONAL VALVE
(ELC-42045)



3650 SABIN
BROWN RD.
WICKENBURG, AZ
85390